

# 時動機

*toki*

*dou*

*ki*

TOKIDOKI  
MUTAN

時々 = 時どき = ときどき (*tokidoki*, sometimes)

時動機 = 時 (*toki*, time) + 動 (*dou*, move) + 機 (*ki*, machine)

= 時 (*toki*, time) + 動機 (*douki*, motive)

From "movement of a machine"

to "motivation of a human"

**INSPIRATION**



Christmas Bibles Homeschool Bargain Gifts Books Church Supplies & Minis

**EARLY-BIRD SAVINGS!** Thousands of deals up to 80% off - Shop Now

## Time Timer PLUS

TIME TIMER / OTHER  
[Write a Review](#)

**In Stock**

Stock No: WW885102

**15**

Others Also  
Purchased

*Time Timer* helps students visualize time through a red disk; as the disk moves, it "erases" more of the face, so people can see exactly how much time is left. Perfect for children, special needs, and anyone who wants to be able to manage time.

[READ MORE](#)



More



## Ways to Use Time Timer for Individuals with AUTISM

- ✔ Easing stressful transitions by showing "how much longer"
- ✔ Helping visitors and new caregivers stick to the family routine
- ✔ Promoting natural strengths/skills/abilities, such as visual thinking
- ✔ Increasing confidence and independence














# IMPLEMENTATION

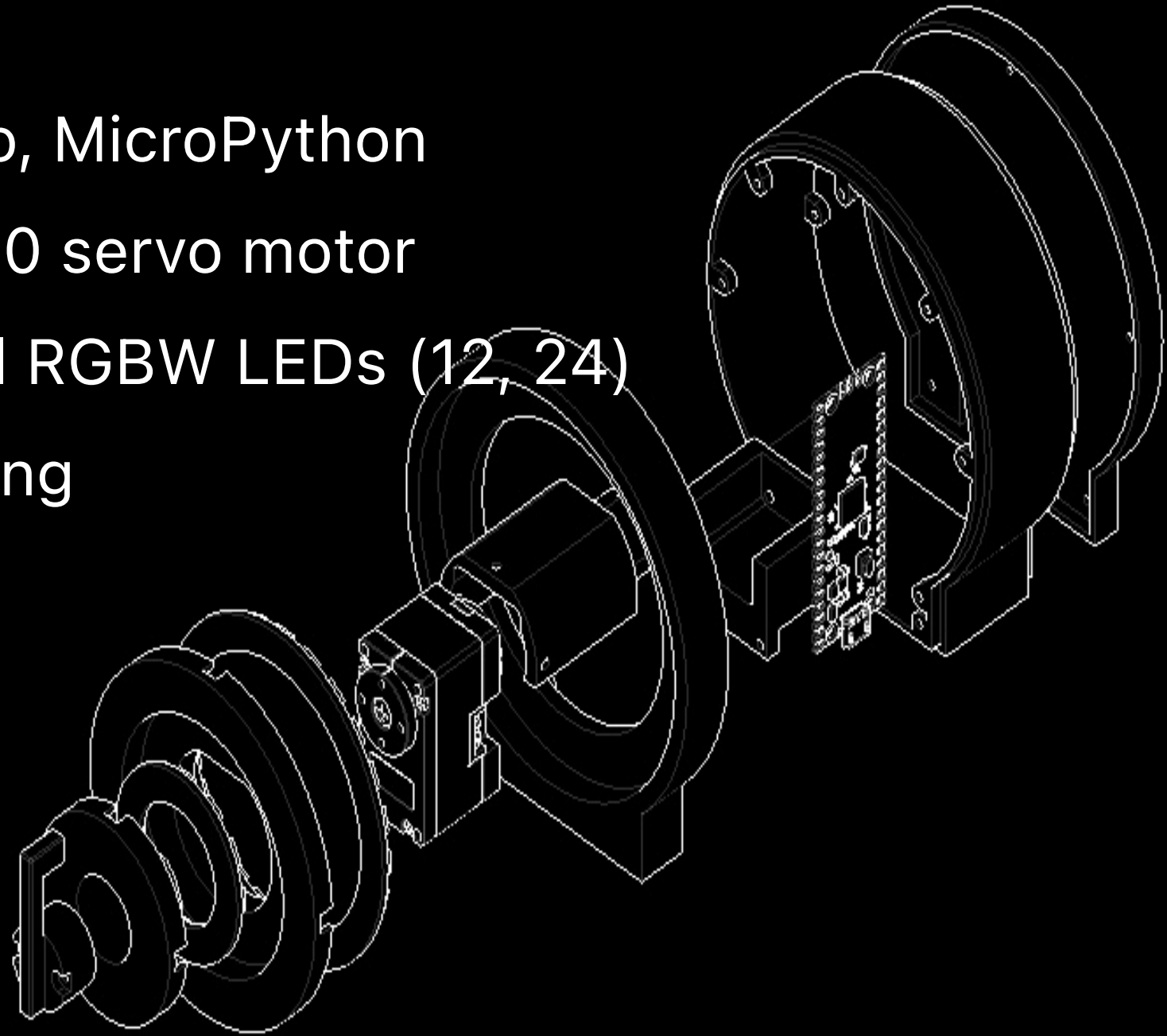



Raspberry Pi Pico, MicroPython

Dynamixel XL-330 servo motor

Adafruit NeoPixel RGBW LEDs (12, 24)

3D-printed housing





Rotation	CCW	CW
1	Stopwatch	Seconds
2	AM alarm	Minutes
3	PM alarm	Hours
4	Brightness	Days
5	+UTC offset	Weeks
6	-UTC offset	Months
7	-	Years



**Table 2** Life expectancy at birth by ethnic group, region, and sex, 2012–2016 (with 95% confidence intervals [CI])

	Sex	Life Expectancy ( $e_0$ )	95% CI
All Asians	Male	83.68	(83.62, 83.74)
	Female	88.67	(88.61, 88.73)
By Ethnicity			
Chinese	Male	86.82	(86.70, 86.93)
	Female	91.30	(91.19, 91.42)
Asian Indian	Male	86.53	(86.34, 86.72)
	Female	89.48	(89.29, 89.68)
Filipino	Male	83.34	(83.20, 83.49)
	Female	89.22	(89.08, 89.36)
Vietnamese	Male	77.50	(77.36, 77.64)
	Female	79.70	(79.58, 79.83)
Korean	Male	85.58	(85.37, 85.80)
	Female	89.89	(89.68, 90.01)
Japanese	Male	83.55	(83.34, 83.76)
	Female	89.54	(89.36, 89.72)

Baluran and Patterson. "Examining Ethnic Variation in Life Expectancy Among Asians in the United States, 2012–2016." *Demography*, 2021.

*THANK YOU FOR  
YOUR TIME*